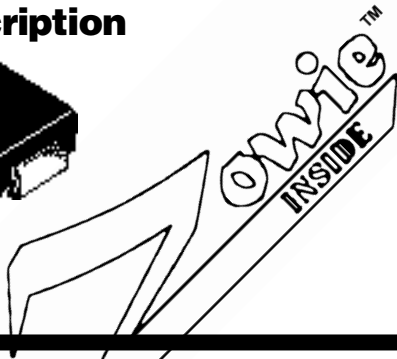




1.5 Amp Glass Passivated Sintered Fast Efficient Rectifiers

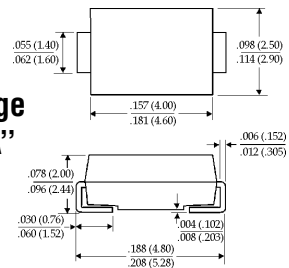
EGFZ15A . . . 15M Series

Description



Mechanical Dimensions

Package
"SMA"



Features

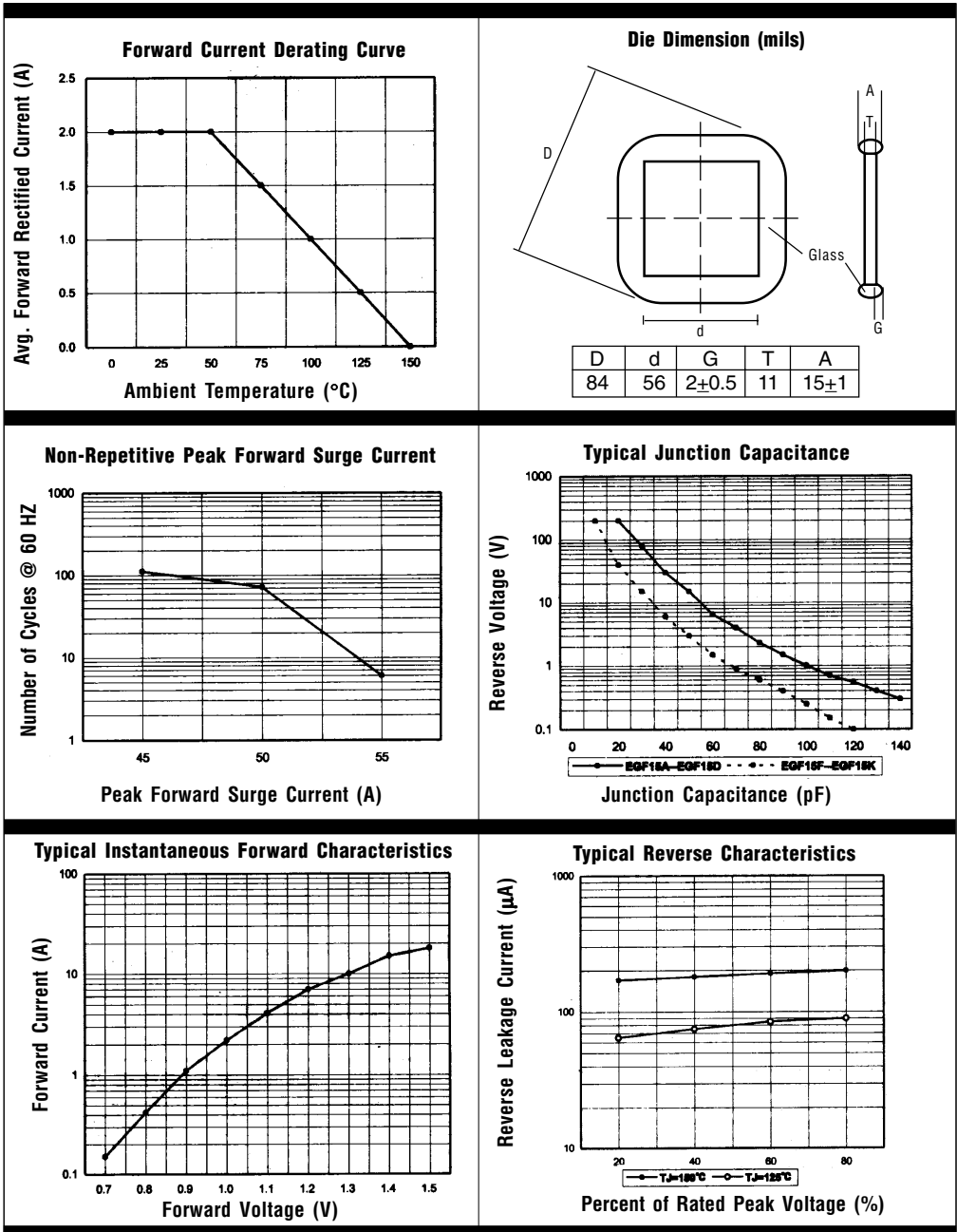
- **LOWEST COST FOR GLASS SINTERED FAST EFFICIENT CONSTRUCTION**
- **LOWEST V_F FOR GLASS SINTERED FAST EFFICIENT CONSTRUCTION**
- **TYPICAL $I_R < 100$ nAmps**
- **1.5 AMP OPERATION @ $T_A = 55^\circ\text{C}$, WITH NO THERMAL RUNAWAY**
- **SINTERED GLASS CAVITY-FREE JUNCTION**

Electrical Characteristics @ 25°C.	EGFZ15A . . . 15M Series								Units
Maximum Ratings	15A	15B	15D	15G	15J	15K	15M		
Peak Repetitive Reverse Voltage... V_{RRM}	50	100	200	400	600	800	1000	Volts	
RMS Reverse Voltage... $V_{R(rms)}$	35	70	140	280	420	560	700	Volts	
DC Blocking Voltage... V_{DC}	50	100	200	400	600	800	1000	Volts	
Average Forward Rectified Current... $I_{F(av)}$ @ $T_L = 55^\circ\text{C}$ (Note 2)	1.5								Amps
Non-Repetitive Peak Forward Surge Current... I_{FSM} 8.3ms, ½ Sine Wave Superimposed on Rated Load	50								Amps
Forward Voltage @ 1.5A... V_F	< 1.0 >		1.3		< 1.7 >			Volts	
DC Reverse Current... $I_{R(max)}$ @ Rated DC Blocking Voltage	$T_A = 25^\circ\text{C}$			5.0				μAmps	
	$T_A = 125^\circ\text{C}$			100					
Typical Junction Capacitance... C_J (Note 1)	25								pF
Typical Thermal Resistance... $R_{\theta JA}$ (Note 2)	45								°C/W
Maximum Reverse Recovery Time... t_{RR} (Note 3)	< 50 >		< 75 >						nS
Operating & Storage Temperature Range... T_J, T_{STRG}	-65 to 150								°C



1.5 Amp Glass Passivated Sintered Fast Efficient Rectifiers

EGFZ15A . . . 15M Series



- NOTES:**
1. Measured @ 1 MHz and applied reverse voltage of 4.0V.
 2. Thermal Resistance from Junction to Ambient at 3/8" Lead Length, P.C. Board Mounted.
 3. Reverse Recovery Condition $I_F = 0.5A$, $I_R = 1.0A$, $I_{RR} = 0.25A$.

Ratings at 25 Deg. C ambient temperature unless otherwise specified.

Single Phase Half Wave, 60 HZ Resistive or Inductive Load.

For Capacitive Load, Derate Current by 20%.